

S P E C I F I C A T I O N

APPLICATION FOR APPROVAL OF

- ITEM : RADIAL INDUCTOR ■
- DESCRIPTION : DR 8 X 11mm ■
- CODE NO : DR4A) 8.2mH(TAPING & BULK) ■
- MODEL NO : ■

This space is used for customer's approval

■ DATE : 2008. 6. 13. ■

DRAWN BY Y . H . JEON	DATA 2008. 6. 13.
CHECKED BY	DATA
APPROVED BY J . G . KIM	DATA 2008. 6. 13.

CUSTOMER :

<h1>SPECIFICATION</h1>		SHEET NO.	1 OF 8
		DATA	2008. 6. 13.
PART NAME	RADIAL INDUCTOR	MODEL NAME	
PART NO.	DR4A-8.2mH	DESCRIPTION	DR 8 X 11mm

1. GENERAL SPECIFICATION

1) SCOPE

This specification applies to part number 8.2mH **RADIAL INDUCTOR(or PEAKING COIL)** for use in electronic appliances which is supplied for

2. MECHANICAL CHARACTERISTIC

PEAKING COIL shall conform in size, dimension, and other mechanical properties, to the part drawing attached here to.

1) Marking

PEAKING COIL shall be permanently and legibly marked with the part number on the specification position.

2) Terminal strength

Terminal shall withstand for 30 seconds without breakdown on losing when a static load of 2 Kg is applied in the drawing direction to the terminal at the point where the external load.

3. ENVIRONMENTAL & LIFE CHARACTERISTIC

1) Temperature rise

Temperature rise of the each winding and core shall be less than ambient + 65°C , when the **PEAKING COIL** continuously operated at full load(test load) until constant temperature is attained.

2) Heat-resistance

Immediately after **PEAKING COIL** being placed in room for 96 Hours maintained AT 105°C ± 2°C ambient temperature, the **PEAKING COIL** shall conform with the above part paragraph (4) and also insulation resistance shall be more than 100 MΩ.

3) Moisture resistance

Immediately after **PEAKING COIL** being placed in room for 120 Hours in such humidity chamber this is maintained at 90 - 95% relative humidity and 55°C ± 2°C temperature and wiped a drop of water, **PEAKING COIL** shall conform with the above paragraph(4) and also insulation shall be the 10 MΩ.

4) Safety consideration

PEAKING COIL shall meet all the requirements subject to IEC-950 standards for safety of information technology equipment including electrical business equipment.

5) Solderability

Dip pads in RMA flux, 96.5/0.5/3 solder (Sn/Cu/Ag)at 260°C for 5±2 seconds

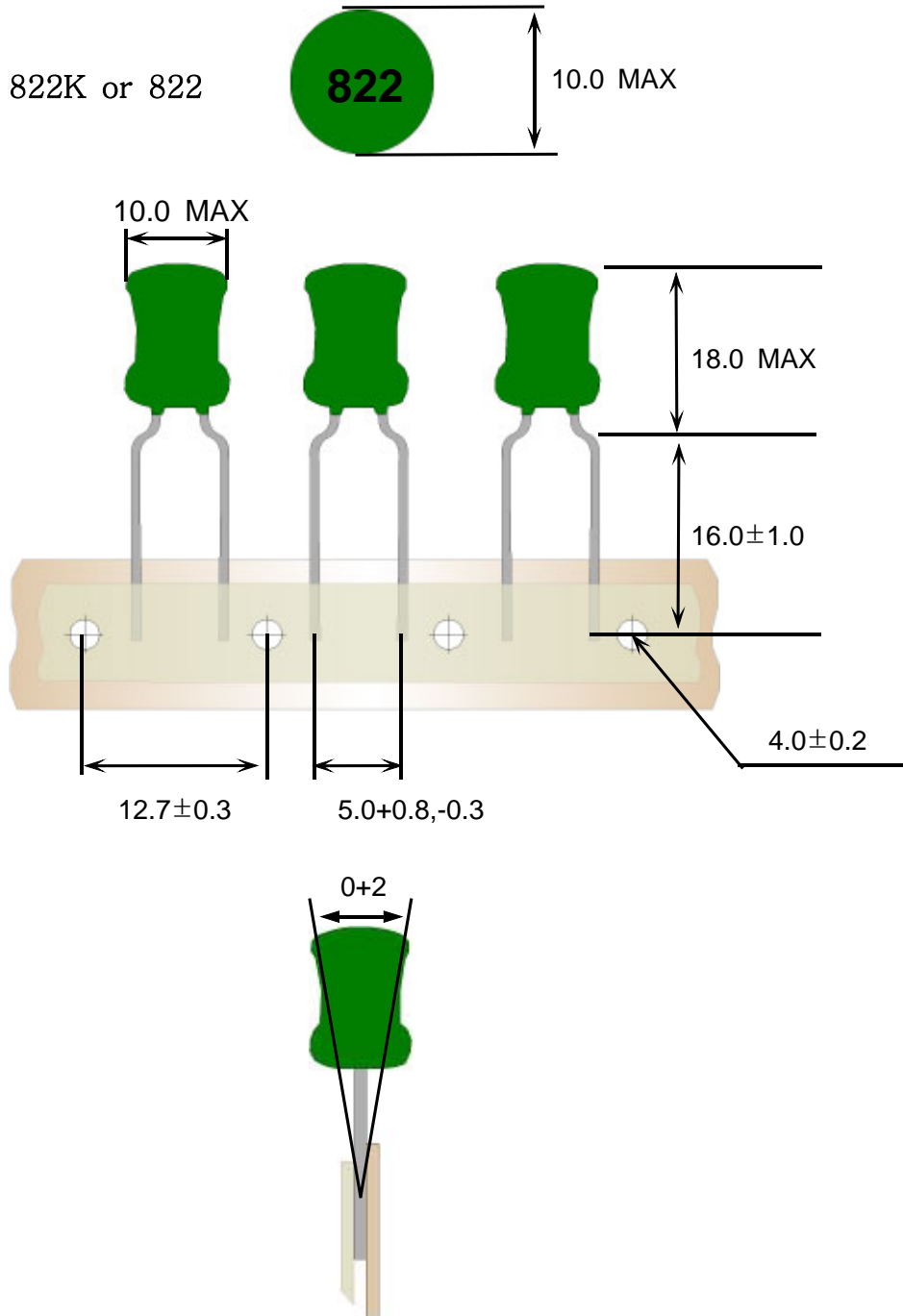
NO	REVISION	DATE	CHECK	DRAWN	CHECKED	APPROVED
1						
2						
3						
4						

CUSTOMER :

<h1>SPECIFICATION</h1>		SHEET NO.	2 OF 8
		DATA	2008. 6. 13.
PART NAME	RADIAL INDUCTOR	MODEL NAME	
PART NO.	DR4A-8.2mH	DESCRIPTION	DR 8 X 11mm

4-1. APPEARANCE & DIMENSION (UNIT:m/m)

MARKING : 822K or 822



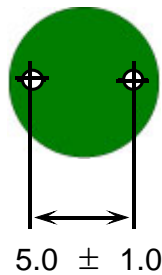
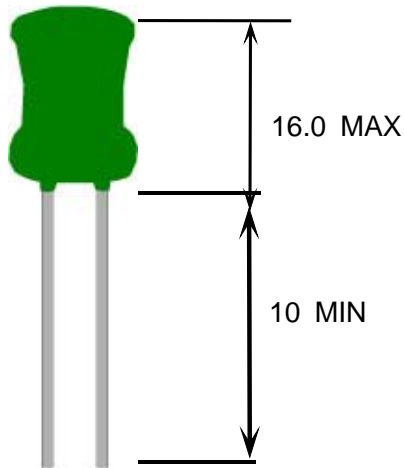
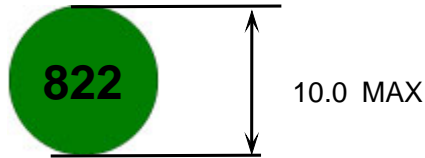
NO	REVISION	DATE	CHECK	DRAWN	CHECKED	APPROVED
1						
2						
3						
4						

CUSTOMER :

<h1>SPECIFICATION</h1>		SHEET NO.	3 OF 8
		DATA	2008. 6. 13.
PART NAME	RADIAL INDUCTOR	MODEL NAME	
PART NO.	DR4A-8.2mH	DESCRIPTION	DR 8 X 11mm

4-2. APPEARANCE & DIMENSION (UNIT:m/m)

MARKING : 822K or 822



NO	REVISION	DATE	CHECK	DRAWN	CHECKED	APPROVED
1						
2						
3						
4						

CUSTOMER :

<h1>SPECIFICATION</h1>		SHEET NO.	4 OF 8
		DATA	2008. 6. 13.
PART NAME	RADIAL INDUCTOR	MODEL NAME	
PART NO.	DR4A-8.2mH	DESCRIPTION	DR 8 X 11mm

5. WINDING SPEC

START & FINISH	TYPE OF WIRE	T U R N S	WINDING METHODE
	2UEW 0.12Φ	<u>493.5</u> Ts REF	SOLENOID WINDING [C . C . W]

6. ELECTRICAL CHARACTERISTIC

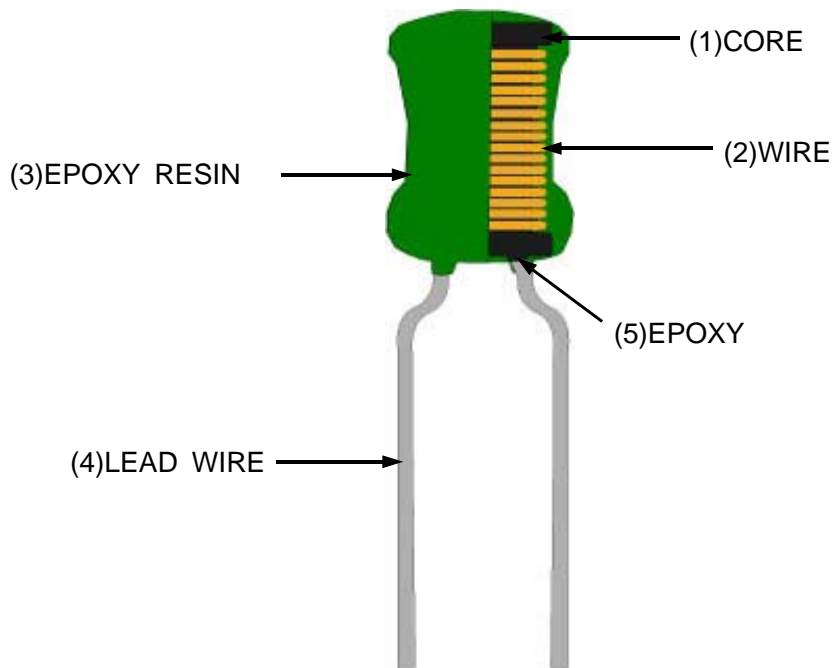
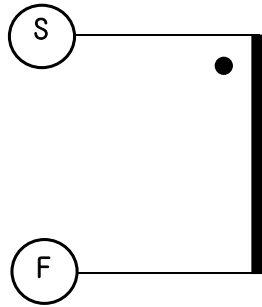
NO	I T E M	MESURE	SPECIFICATION	REMARKS
1	INDUCTANCE	START & FINISH	<u>8.2</u> [mH] ± 10 [%]	HIOKI3522 LCR METER at 1kHz 1V
2	DC RESISTANCE	START & FINISH	<u>14</u> [Ω] MAX	WHEATSTONE BRIDGE TYPE 2755
3	DIELECTRIC WITHSTANDING TEST	COIL & CORE	AC <u>1</u> [KV] , FREQUANCY <u>60</u> [Hz] , <u>1</u> MINUTES, CUT OFF CURENT <u>2</u> [mA]	NO BREAKDOWN HPT-5010
4	INSULATION RESISTANCE	COIL & CORE	DC <u>500</u> [V] , <u>100</u> [MΩ] MIN	DM-500AD

NO	REVISION	DATE	CHECK	DRAWN	CHECKED	APPROVED
1						
2						
3						
4						

CUSTOMER :

<h1>SPECIFICATION</h1>		SHEET NO.	5 OF 8
		DATA	2008. 6. 13.
PART NAME	RADIAL INDUCTOR	MODEL NAME	
PART NO.	DR4A-8.2mH	DESCRIPTION	DR 8 X 11mm

7. SCHEMATIC DIAGRAM



NO	REVISION	DATE	CHECK	DRAWN	CHECKED	APPROVED
1						
2						
3						
4						

CUSTOMER :

SPECIFICATION		SHEET NO.	6 OF 8
		DATA	2008. 6. 13.
PART NAME	RADIAL INDUCTOR	MODEL NAME	
PART NO.	DR4A-8.2mH	DESCRIPTION	DR 8 X 11mm

8. MATERIAL LIST

NO	ITEM	MATERIAL & DIMENSION	MANUFACTURE	REMARK
1	CORE	SGB,DGB,JA3 DR 8 X 11mm	JAW SHIANQ CORPORATION CO.,LTD. ZHAOYUAN FLYING ELECTRONIC CO.,LTD. JIACI(ZHUHAI)ELECTRONICS CO.,LTD.	
2	WIRE	2UEW 0.12Φ 2UEW 0.12Φ	DONG YANG ELECTRONICS CO., LTD. CHUNHUI ELECTRICAL APPLANCES CO.,LTD.	E102761S E198440
3	EPOXY RESIN	DP-402NH-P 930A.B(GREEN)	DAE JOO FINE CHEMICAL CO., LTD. SAM SIN CHEMICAL CO.,LTD.	
4	LEAD WIRE	TPC 0.6Φ TPCS 0.6Φ COPPER-WIRE	SAMATRON CO.,LTD IL-KWANG ELECTRONIC MATERIALS CO.,LTD. YEHUA ELECTRON MATERIAL LIMITED CO.,LTD.	
5	EPOXY	6020H	GUANGZHOU WELLS CHEMICAL CO.,LTD.	
-	SOLDER BAR	HSE-09 SN 100	HEESUNG MATERIAL LTD. JIAMENG CO.,LTD.	
-	FLUX	F181 SF-A-2	ZHUHAI FRIEND INDUSTRIAL CO.,LTD. SOLUX CO.,LTD.	
-	INK	270BK	DOMINO KOREA CO.,LTD.	

9. TABLE OF STANDARD CHARACTERISTICS OF MATERIALS

PROPERTY UNIT MATERIAL	μiac ±25%	Bms GAUSS	WORKING Frequency(MHZ)	Tc ℃	ρ Ω-cm	d g/cm ³	TANσ/μi 10 ⁻⁶ (MHZ)	αμr 10 ⁻⁶
SGB	300	3300	0.1~2.0	150	10 ⁷	4.7 ~ 4.9	80(2) 15(0.1)	25

NO	REVISION	DATE	CHECK	DRAWN	CHECKED	APPROVED
1						
2						
3						
4						

CUSTOMER :

<h1>SPECIFICATION</h1>		SHEET NO.	7 OF 8
		DATA	2008. 6. 13.
PART NAME	RADIAL INDUCTOR	MODEL NAME	
PART NO.	DR4A-8.2mH	DESCRIPTION	DR 8 X 11mm

10. REMARK

DONG YANG [UL CARD]

DONG YANG ELECTRONICS IND CO LTD				E102761 (S)	
660-1 BANWOL-RI TAIAN-EWB HWASUNG-GUN, KYUNGGI-DO KOREA					
Mtl	Cost typ		ANSI		
Dsg	BC	OC	Type	TI	
AI-EIW	Polyesterimide	Polyamideimide	MW35	200	
EIW	Polyesterimide		MW30	180	
NY-EIW	Polyester- amide-imide	Polyamide	MW96	180	
NY-PEW	Polyester	Polyamide	MW24	155	
NY-PEW(F)	Polyester	Polyamide	MW24	155	
NY-U EW	Polyurethane	Polyamide	MW23	130	
UEW	Polyurethane	-	MW75	130	

Marking: Company name or "E102761" and material designation or marked designation on package or reel, and recognized Component Mark.

CHUN HUI [UL CARD]

OBMW2		July 19, 2002			
(Systems, Electrical Insulation) Magnet Wire - Component					
GUANGZHOU CHUNHUI ELECTRICAL APPLIANCES CO LTD					E198420
BLK 7, 8TH FL, ROOM H JIANADA GARDEN ZHONGSHAN DA DAO, GUANGZHOU GUANGDONG CHINA					
Mtl	Mark	Coat Type	ANSI	Temp	
Dsg	Dsg	BC	Type	Class	
XUEW-UL0	(1)	Polyurethane	MW75	130	

(1)-Marked designations are the same as the material designations.
 0-X may be replaced by a 0, 1 or 2.
 Marking: Company name, material designation or marked designation on package or reel, and Recognized Component Mark.

See General Information Preceding These Recognitions
 For use only in equipment where the acceptability of the combination is determined by Underwriters Laboratories Inc.

NO	REVISION	DATE	CHECK	DRAWN	CHECKED	APPROVED
1						
2						
3						
4						

CUSTOMER :

<h1>SPECIFICATION</h1>		SHEET NO.	8 OF 8
		DATA	2008. 6. 13.
PART NAME	RADIAL INDUCTOR	MODEL NAME	
PART NO.	DR4A-8.2mH	DESCRIPTION	DR 8 X 11mm

11. INSPECTION DATA

NO	INDUCTANCE	DC RESISTANCE	내전압	절연저항
SPEC	8.2mH ± 10%	14[Ω] MAX	AC 1KV 1분 MIN	DC 500V 100MΩ MIN
1	8.188	11.73	OK	OK
2	8.362	11.75	OK	OK
3	8.297	11.78	OK	OK
4	8.378	11.85	OK	OK
5	8.253	11.87	OK	OK
6	8.232	11.87	OK	OK
7	8.288	11.88	OK	OK
8	8.239	11.84	OK	OK
9	8.263	11.81	OK	OK
10	8.269	11.87	OK	OK
\bar{X}	8.2769	11.825		
MIN	8.188	11.73		
MAX	8.378	11.88		

NO	REVISION	DATE	CHECK	DRAWN	CHECKED	APPROVED
1						
2						
3						
4						