

# S P E C I F I C A T I O N

## APPLICATION FOR APPROVAL OF

ITEM	: RADIAL INDUCTOR
DESCRIPTION	: DR 8 x 11mm
CODE NO	: DR4A) 560uH(BULK & TAPPING)
MODEL NO	:

This space is used for customer's approval

DATE : 2012. 12.20.

DRAWN BY M . Y . JEON	DATA 2012. 12.20.
CHECKED BY	DATA
APPROVED BY J . G . KIM	DATA 2012. 12.20.

CUSTOMER :

<b>SPECIFICATION</b>		SHEET NO.	1 OF 10
		DATA	2012. 12.20.
PART NAME	RADIAL INDUCTOR	MODEL NAME	
PART NO.	DR4A-560uH-T.B	DESCRIPTION	DR 8 x 11mm

1. GENERAL SPECIFICATION

1) SCOPE

This specification applies to part number 560uH **RADIAL INDUCTOR(or PEAKING COIL)** for use in electronic appliances which is supplied for

2. MECHANICAL CHARACTERISTIC

**PEAKING COIL** shall conform in size, dimension, and other mechanical properties, to the part drawing attached here to.

1) Marking

**PEAKING COIL** shall be permanently and legibly marked with the part number on the specification position.

2) Terminal strength

Terminal shall withstand for 30 seconds without breakdown on losing when a static load of 2 Kg is applied in the drawing direction to the terminal at the point where the external load.

3. ENVIRONMENTAL & LIFE CHARACTERISTIC

1) Temperature rise

Temperature rise of the each winding and core shall be less than ambient + 65°C , when the **PEAKING COIL** continuously operated at full load(test load) until constant temperature is attained.

2) Heat-resistance

Immediately after **PEAKING COIL** being placed in room for 96 Hours maintained AT 105°C ± 2°C ambient temperature, the **PEAKING COIL** shall conform with the above part paragraph (4) and also insulation resistance shall be more than 100 MΩ.

3) Moisture resistance

Immediately after **PEAKING COIL** being placed in room for 120 Hours in such humidity chamber this is maintained at 90 - 95% relative humidity and 55°C ± 2°C temperature and wipped a drop of water, **PEAKING COIL** shall conform with the above paragraph(4) and also insulation shall be the 10 MΩ.

4) Safety consideration

**PEAKING COIL** shall meet all the requirements subject to IEC-950 standards for safety of information technology equipment including electrical business equipment.

5) Solderability

Dip pads in RMA flux, 96.5/0.5/3 solder (Sn/Cu/Ag)at 260°C for 5±2 seconds

4. OPERATING TRMPERATURE RANGE

-25°C TO + 85°C INCLUDING TTEMPERATURE RISE.

NO	REVISION	DATE	CHECK	DRAWN	CHECKED	APPROVED
1						
2						
3						
4						

CUSTOMER :

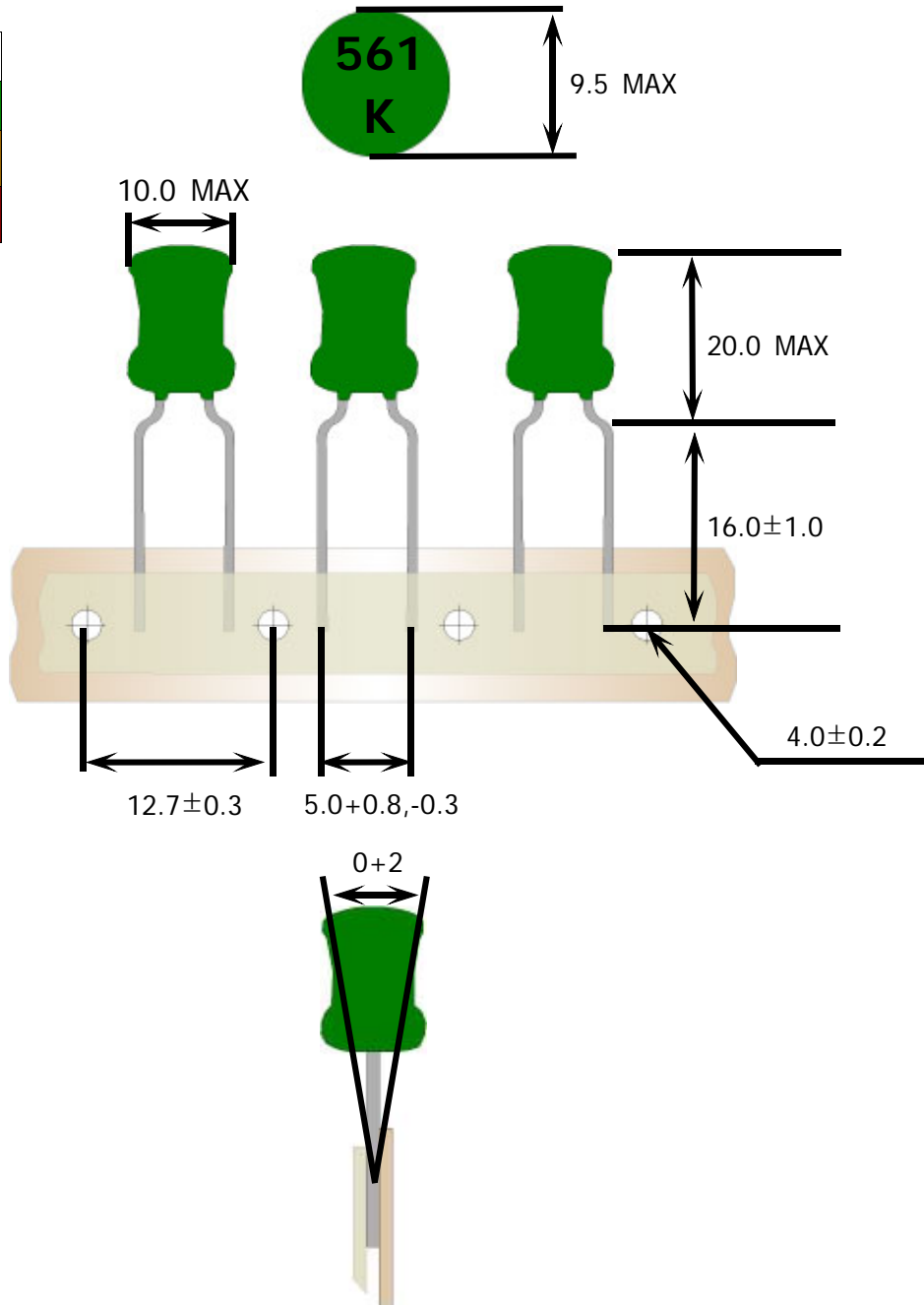
<b>SPECIFICATION</b>		SHEET NO.	2 OF 10
		DATA	2012. 12.20.
PART NAME	RADIAL INDUCTOR	MODEL NAME	
PART NO.	DR4A-560uH-T.B	DESCRIPTION	DR 8 x 11mm

5-1. APPEARANCE & DIMENSION (UNIT:m/m)

MARKING : 561K or 561

**\* TAPING TYPE**

EPOXY COLOR
GREEN
BROWN
RED



NO	REVISION	DATE	CHECK	DRAWN	CHECKED	APPROVED
1						
2						
3						
4						

CUSTOMER :

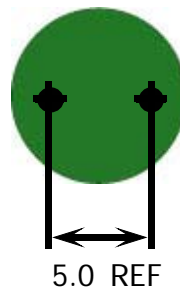
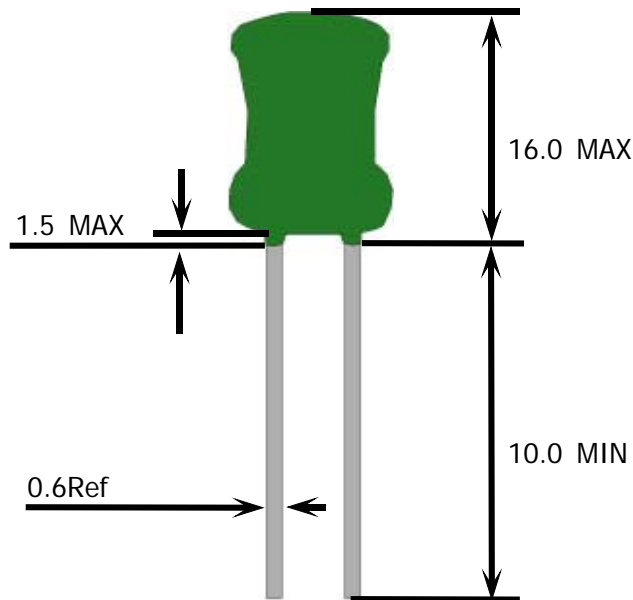
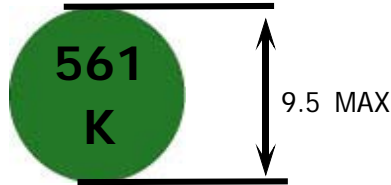
<b>SPECIFICATION</b>		SHEET NO.	3 OF 10
		DATA	2012. 12.20.
PART NAME	RADIAL INDUCTOR	MODEL NAME	
PART NO.	DR4A-560uH-T.B	DESCRIPTION	DR 8 x 11mm

5-2. APPEARANCE & DIMENSION (UNIT:m/m)

MARKING : 561K or 561

**\* BULK TYPE**

EPOXY COLOR
GREEN
BROWN
RED



NO	REVISION	DATE	CHECK	DRAWN	CHECKED	APPROVED
1						
2						
3						
4						

CUSTOMER :

<b>SPECIFICATION</b>		SHEET NO.	4 OF 10
		DATA	2012. 12.20.
PART NAME	RADIAL INDUCTOR	MODEL NAME	
PART NO.	DR4A-560uH-T.B	DESCRIPTION	DR 8 x 11mm

6. WINDING SPEC

START & FINISH	TYPE OF WIRE	T U R N S	WINDING METHODE
	2UEW 0.26Φ	<u>127.5</u> Ts REF	SOLENOID WINDING [C . C . W]

7. ELECTRICAL CHARACTERISTIC

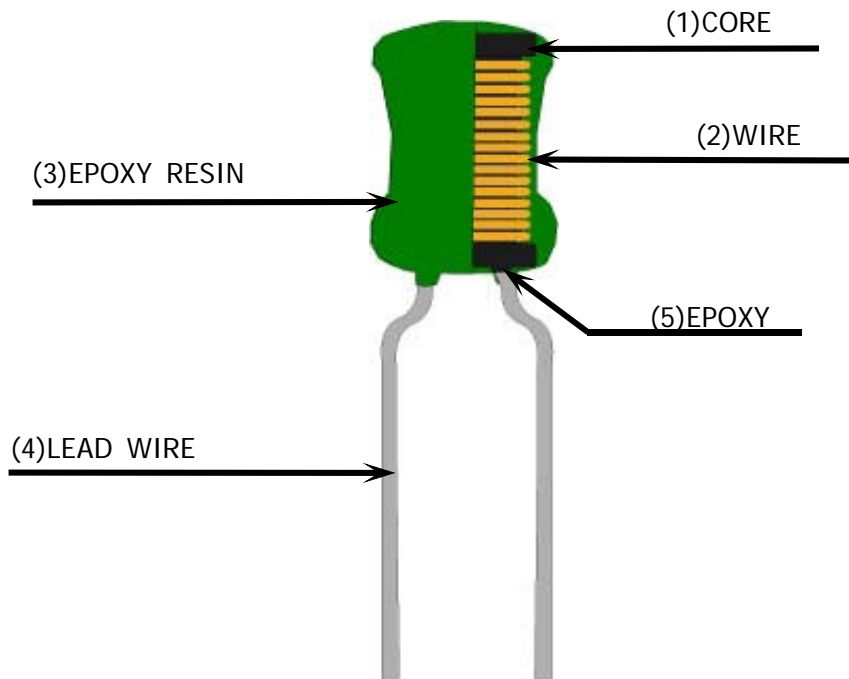
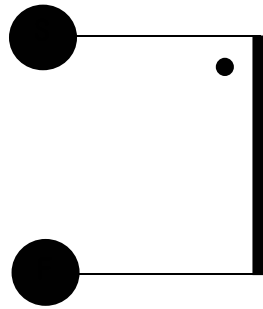
NO	I T E M	MESURE	SPECIFICATION	REMARKS
1	INDUCTANCE	START & FINISH	<u>560</u> [uH] ± 10 [%]	HIOKI3522 LCR METER at 1kHz 1V
2	DC RESISTANCE	START & FINISH	<u>  </u> [Ω] MAX	WHEATSTONE BRIDGE TYPE 2755
3	DIELECTRIC WITHSTANDING TEST	COIL & CORE	AC <u>  1</u> [KV] , FREQUANCY <u>  60</u> [Hz] , <u>  1</u> MINUTES, CUT OFF CURENT <u>  2</u> [mA]	NO BREAKDOWN HPT-5010
4	INSULATION RESISTANCE	COIL & CORE	DC <u>  500</u> [V] , <u>  100</u> [MΩ] MIN	DM-500AD

NO	REVISION	DATE	CHECK	DRAWN	CHECKED	APPROVED
1						
2						
3						
4						

CUSTOMER :

<b>SPECIFICATION</b>		SHEET NO.	5 OF 10
		DATA	2012. 12.20..
PART NAME	RADIAL INDUCTOR	MODEL NAME	
PART NO.	DR4A-560uH-T.B	DESCRIPTION	DR 8 x 11mm

8. SCHEMATIC DIAGRAM



NO	REVISION	DATE	CHECK	DRAWN	CHECKED	APPROVED
1						
2						
3						
4						

CUSTOMER :

<b>SPECIFICATION</b>		SHEET NO.	6 OF 10
		DATA	2012. 12.20.
PART NAME	RADIAL INDUCTOR	MODEL NAME	
PART NO.	DR4A-560uH-T.B	DESCRIPTION	DR 8 x 11mm

9. MATERIAL LIST

NO	ITEM	MATERIAL & DIMENSION	MANUFACTURE	REMARK
1	CORE	JA3 DR 8 X 11mm	JIACI(ZHUHAI)ELECTRONICS CO.,LTD.	EQV
2	WIRE	2UEW 0.26Φ	DONG YANG ELECTRONICS CO., LTD. CHUNHUI ELECTRICAL APPLANCES CO.,LTD.	E102761S E198440 EQV
3	EPOXY RESIN	EPI-CHEM 930HF	SAM SIN CHEMICAL CO.,LTD.	E232031 EQV
4	LEAD WIRE	TPC 0.6Φ COPPER-WIRE	SAMATRON CO.,LTD YEHUA CO.,LTD.	EQV
5	EPOXY	FK661 EPI CHEM 2001HS	QIFU ELECTRONIC MATERIALS FACTORY SAMSIN CHEMICAL CO.,LTD.	EQV
-	SOLDER BAR	HSE-09 SN 100	HEESUNG MATERIAL LTD. JIAMENG CO.,LTD.	EQV
-	FLUX	F181	ZHUHAI FRIEND INDUSTRIAL CO.,LTD.	EQV
-	INK	270BK	DOMINO KOREA CO.,LTD.	EQV

10. TABLE OF STANDARD CHARACTERISTICS OF MATERIALS					
PROPERTY UNIT	uiac	Bms	Br	WORKING	Tc
MATERIAL	±25%	GAUSS	GAUSS	Frequency(MHZ)	℃
JA3	300	2400	1300	0.1 ~ 2.0	150

NO	REVISION	DATE	CHECK	DRAWN	CHECKED	APPROVED
1						
2						
3						
4						

CUSTOMER :

<b>SPECIFICATION</b>		SHEET NO.	7 OF 10
		DATA	2012. 12.20.
PART NAME	RADIAL INDUCTOR	MODEL NAME	
PART NO.	DR4A-560uH-T.B	DESCRIPTION	DR 8 x 11mm

11. REMARK-1 / DONG YANG [UL CARD]

Magnet Wire - Component

See General Information for Magnet Wire - Component

**DONG YANG ELECTRONICS IND CO LTD**

E102761

5-20 BANGYE-RI

MUNMAK-EUB

WONJU-SHI, KANGWON-DO 220-800 REPUBLIC OF KOREA

Mtl Dsg	Coat Typ		ANSI Type	TI
	BC	OC		
AI-EIW	Polyester-	Polyamide-	MW35	200
	imide	imide		
DSB-EIA	Ester-imide	Polyamide	MW76	180
DSB-EIA(S)	Solderable	Polyamide	MW78	180
	ester-imide			
EIW	Polyester-		MW30	180
	imide			
NY-EIW	Polyester-	Polyamide	MW76	180
	amide-imide			
NY-PEW	Polyester	Polyamide	MW24	155
NY-PEW(F)	Polyester	Polyamide	MW24	155
NY-UEW	Polyurethane	Polyamide	MW80,	155,
			MW28#	130
UEW(F)	Polyurethane	—	MW79,	155,

NO	REVISION	DATE	CHECK	DRAWN	CHECKED	APPROVED
1						
2						
3						
4						



CUSTOMER :

<b>SPECIFICATION</b>		SHEET NO.	8 OF 10
		DATA	2012. 12.20.
PART NAME	RADIAL INDUCTOR	MODEL NAME	
PART NO.	DR4A-560uH-T.B	DESCRIPTION	DR 8 x 11mm

12. REMARK-2 / CHUN HUI [UL CARD]

Magnet Wire - Component					
<u>See General Information for Magnet Wire - Component</u>					
<b>GUANGZHOU CHUNHUI ELECTRICAL APPLIANCES CO LTD</b>					E198440
BLK 7, 8TH FL, ROOM H JIANADA GARDEN ZHONGSHAN DA DAO GUANGZHOU, GUANGDONG 510665 CHINA					
Mtl Dsg	Mark Dsg	Coat Type		ANSI Type	Temp Class
		BC	OC		
XUEW-UL@	(1)	Polyurethane	?/TD>	MW75	130
(1)-Marked designations are the same as the material designations.					

NO	REVISION	DATE	CHECK	DRAWN	CHECKED	APPROVED
1						
2						
3						
4						

CUSTOMER :

<b>SPECIFICATION</b>		SHEET NO.	9 OF 10
		DATA	2012. 12.20.
PART NAME	RADIAL INDUCTOR	MODEL NAME	
PART NO.	DR4A-560uH-T.B	DESCRIPTION	DR 8 x 11mm

10. REMARK-3 / RONSEN [UL CARD]

Magnet Wire - Component					
See General Information for Magnet Wire - Component					
<b>GUANGDONG RONSEN SUPER</b>					E164502
MICRO-WIRE CO LTD					
SANZAO TECHNOLOGICAL INDUSTRY PARK					
AIRPORT WEST RD					
ZHUHAI, GUANGDONG 519000 CHINA					
Mtl Dsg	Mark Dsg	Coat Typ		ANSI Type	Temp Class
		BC	OC		
EIW	PEW	Modified Polyester	—	MW74-C	200
				MW30-C	180#
UEW/130	PUB	Polyurethane	—	MW75-C	130#
UEW/155	PUF	Polyurethane	—	MW79-C	155
UEW-Y	PUY	Polyurethane	Polyamide	MW80-C	155
				MW28-C	130#
S-EIW	PSE	Polyester-imide	—	MW77-C	180
UEW/180	PUH	Polyurethane	—	MW82-C	180
X UEW/180 (QA/180)		Polyurethane	—	MW82C	180
X UEW/155 (QA/155)		Polyurethane	—	MW79C#	155
X UEW/130 (QA/130)		Polyurethane	—	MW75C#	130
X UEW/200 (QA/200)		Polyurethane	—	@	200
X UEW/180-U (QA/180-U)		Polyurethane	—	MW82C#	180

NO	REVISION	DATE	CHECK	DRAWN	CHECKED	APPROVED
1						
2						
3						
4						