

# S P E C I F I C A T I O N

## APPLICATION FOR APPROVAL OF

- ITEM : RADIAL INDUCTOR ■
- DESCRIPTION : DR 8 x 11mm ■
- CODE NO : DR4A)470uH(BULK & TAPPING) ■
- MODEL NO : ■

This space is used for customer's approval

■ DATE : 2008. 07. 23. ■

DRAWN BY M . Y . JEON	DATA 2008. 07. 23.
CHECKED BY	DATA
APPROVED BY J . G . KIM	DATA 2008. 07. 23.

CUSTOMER :

<b>SPECIFICATION</b>		SHEET NO.	1 OF 10
		DATA	2008. 07. 23.
PART NAME	RADIAL INDUCTOR	MODEL NAME	
PART NO.	DR4A-470uH-T.B	DESCRIPTION	DR 8 x 11mm

1. GENERAL SPECIFICATION

1) SCOPE

This specification applies to part number 470uH **RADIAL INDUCTOR (or PEAKING COIL)** for use in electronic appliances which is supplied for

2. MECHANICAL CHARACTERISTIC

**PEAKING COIL** shall conform in size, dimension, and other mechanical properties, to the part drawing attached here to.

1) Marking

**PEAKING COIL** shall be permanently and legibly marked with the part number on the specification position.

2) Terminal strength

Terminal shall withstand for 30 seconds without breakdown on losing when a static load of 2 Kg is applied in the drawing direction to the terminal at the point where the external load.

3. ENVIRONMENTAL & LIFE CHARACTERISTIC

1) Temperature rise

Temperature rise of the each winding and core shall be less than ambient + 65°C , when the **PEAKING COIL** continuously operated at full load(test load) until constant temperature is attained.

2) Heat-resistance

Immediately after **PEAKING COIL** being placed in room for 96 Hours maintained AT 105°C ± 2°C ambient temperature, the **PEAKING COIL** shall conform with the above part paragraph (4) and also insulation resistance shall be more than 100 MΩ.

3) Moisture resistance

Immediately after **PEAKING COIL** being placed in room for 120 Hours in such humidity chamber this is maintained at 90 - 95% relative humidity and 55°C ± 2°C temperature and wiped a drop of water, **PEAKING COIL** shall conform with the above paragraph(4) and also insulation shall be the 10 MΩ.

4) Safety consideration

**PEAKING COIL** shall meet all the requirements subject to IEC-950 standards for safety of information technology equipment including electrical business equipment.

5) Solderability

Dip pads in RMA flux, 96.5/0.5/3 solder (Sn/Cu/Ag)at 260°C for 5±2 seconds

NO	REVISION	DATE	CHECK	DRAWN	CHECKED	APPROVED
1						
2						
3						
4						

CUSTOMER :

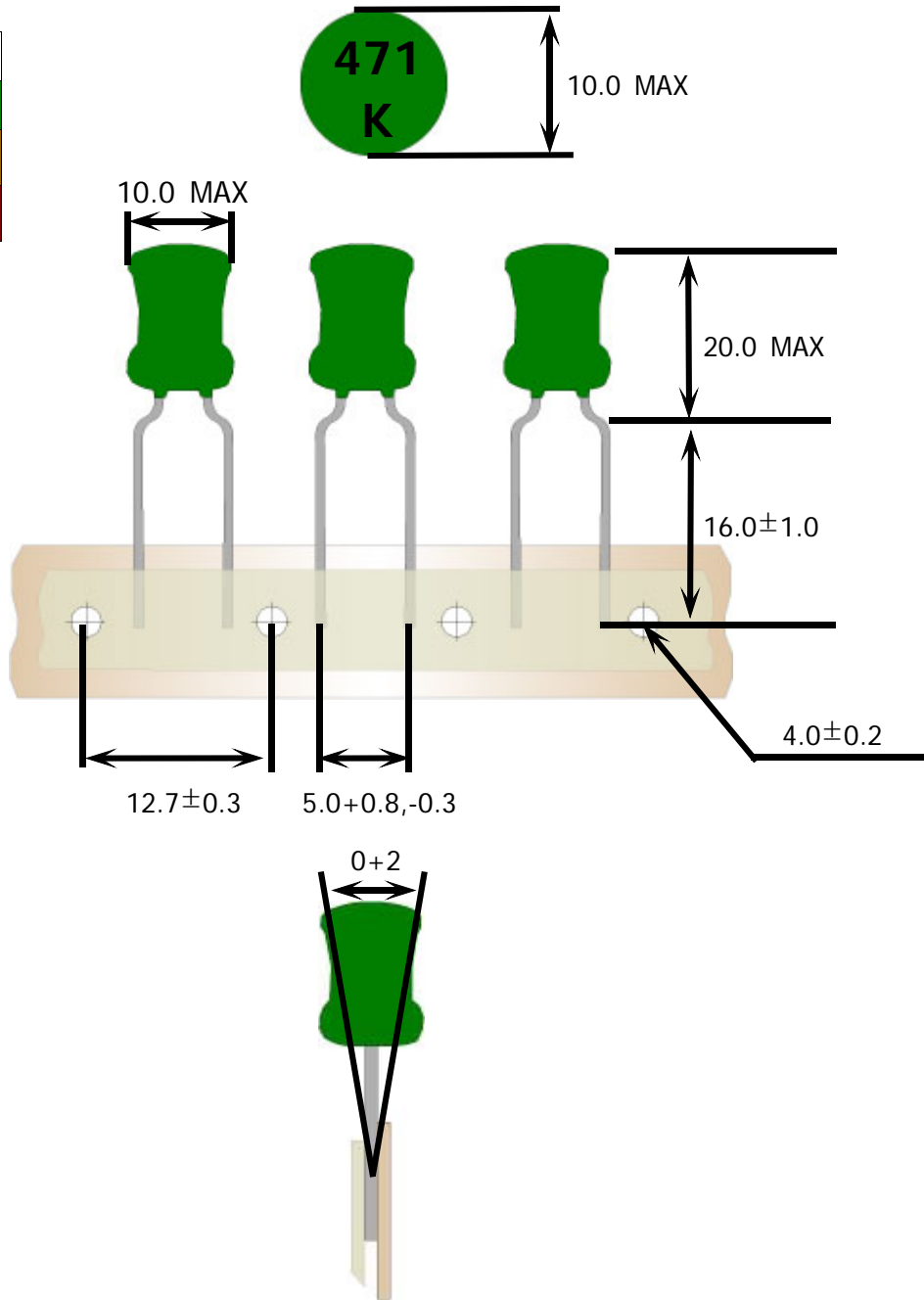
<b>SPECIFICATION</b>		SHEET NO.	2 OF 10
		DATA	2008. 07. 23.
PART NAME	RADIAL INDUCTOR	MODEL NAME	
PART NO.	DR4A-470uH-T.B	DESCRIPTION	DR 8 x 11mm

4-1. APPEARANCE & DIMENSION (UNIT:m/m)

MARKING : 471K or 471

**\* TAPING TYPE**

EPOXY COLOR
GREEN
BROWN
RED



NO	REVISION	DATE	CHECK	DRAWN	CHECKED	APPROVED
1						
2						
3						
4						

CUSTOMER :

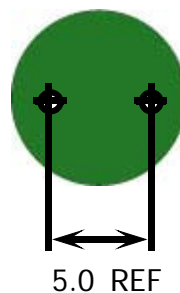
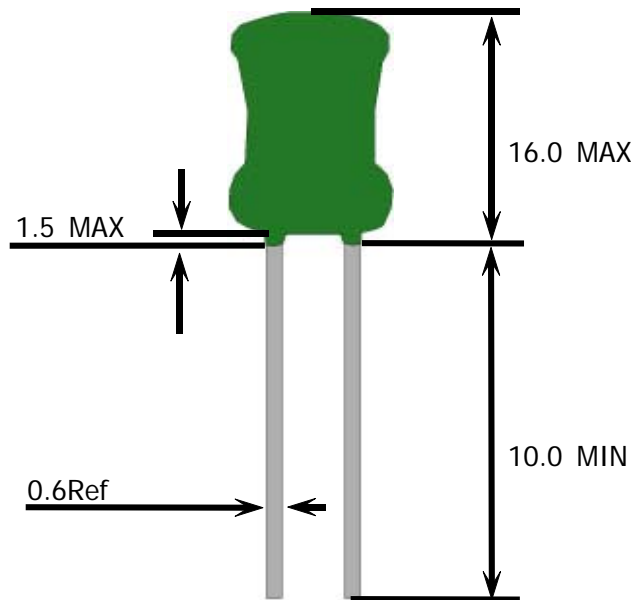
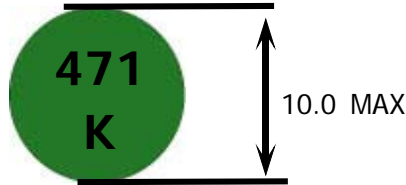
<b>SPECIFICATION</b>		SHEET NO.	3 OF 10
		DATA	2008. 07. 23.
PART NAME	RADIAL INDUCTOR	MODEL NAME	
PART NO.	DR4A-470uH-T.B	DESCRIPTION	DR 8 x 11mm

4-2. APPEARANCE & DIMENSION (UNIT:m/m)

MARKING: 471K or 471

\* BULK TYPE

EPOXY COLOR
GREEN
BROWN
RED



NO	REVISION	DATE	CHECK	DRAWN	CHECKED	APPROVED
1						
2						
3						
4						

CUSTOMER :

<b>SPECIFICATION</b>		SHEET NO.	4 OF 10
		DATA	2008. 07. 23.
PART NAME	RADIAL INDUCTOR	MODEL NAME	
PART NO.	DR4A-470uH-T.B	DESCRIPTION	DR 8 x 11mm

5. WINDING SPEC

START & FINISH	TYPE OF WIRE	T U R N S	WINDING METHODE
	2UEW 0.3Φ	120.5_Ts REF	SOLENOID WINDING [C . C . W]

6. ELECTRICAL CHARACTERISTIC

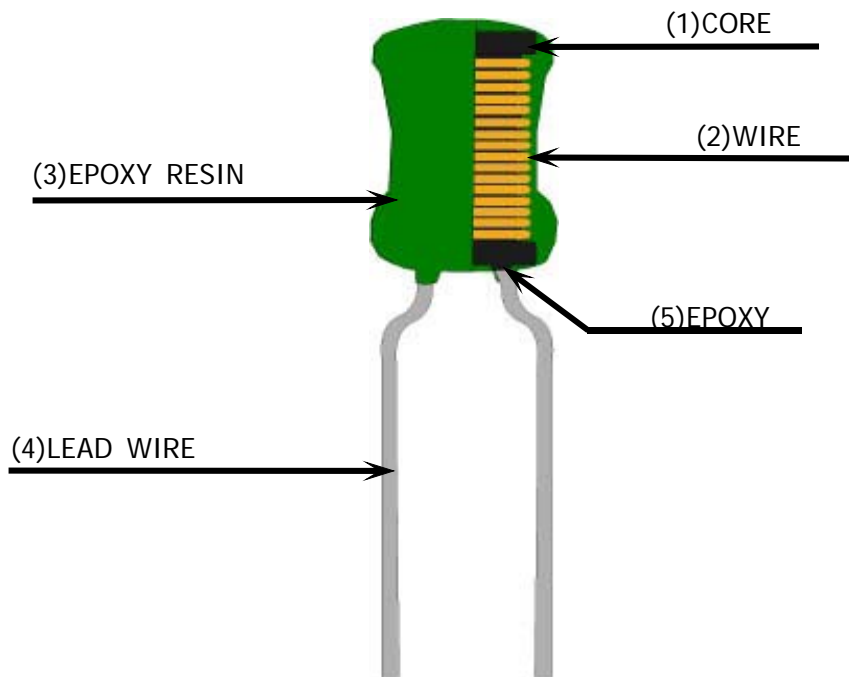
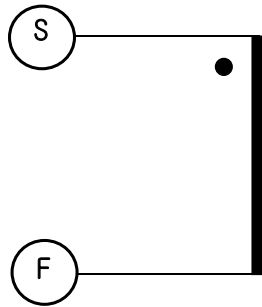
NO	I T E M	MESURE	SPECIFICATION	REMARKS
1	INDUCTANCE	START & FINISH	470_[uH] ± 10 [%]	HIOKI3522 LCR METER at 1kHz 1V
2	DC RESISTANCE	START & FINISH	0.65_[Ω] MAX	WHEATSTONE BRIDGE TYPE 2755
3	DIELECTRIC WITHSTANDING TEST	COIL & CORE	AC _1_[KV] , FREQUANCY _60_[Hz] , _1_MINUTES, CUT OFF CURENT _2_[mA]	NO BREAKDOWN HPT-5010
4	INSULATION RESISTANCE	COIL & CORE	DC _500_[V] , _100_[MΩ] MIN	DM-500AD

NO	REVISION	DATE	CHECK	DRAWN	CHECKED	APPROVED
1						
2						
3						
4						

CUSTOMER :

<b>SPECIFICATION</b>		SHEET NO.	5 OF 10
		DATA	2008. 07. 23.
PART NAME	RADIAL INDUCTOR	MODEL NAME	
PART NO.	DR4A-470uH-T.B	DESCRIPTION	DR 8 x 11mm

7. SCHEMATIC DIAGRAM



NO	REVISION	DATE	CHECK	DRAWN	CHECKED	APPROVED
1						
2						
3						
4						

CUSTOMER :

<b>SPECIFICATION</b>		SHEET NO.	6 OF 10
		DATA	2008. 07. 23.
PART NAME	RADIAL INDUCTOR	MODEL NAME	
PART NO.	DR4A-470uH-T.B	DESCRIPTION	DR 8 x 11mm

8. MATERIAL LIST

NO	ITEM	MATERIAL & DIMENSION	MANUFACTURE	REMARK
1	CORE	SGB / DGB / JA3 DR 8 X 11mm	JAW SHIANQ CORPORATION CO.,LTD. ZHAOYUAN FLYING ELECTRONIC CO.,LTD. JIACI(ZHUHAI)ELECTRONICS CO.,LTD.	
2	WIRE	2UEW 0.3Φ	DONG YANG ELECTRONICS CO., LTD. CHUNHUI ELECTRICAL APPLANCES CO.,LTD. GUANDONG RONSEN SUPER MICRO-WIRE CO.,LTD	E102761S E198440 E164502
3	EPOXY RESIN	DP-402NH-P 930A.B GREEN/BROWN/RED	DAE JOO FINE CHEMICAL CO., LTD. SAM SIN CHEMICAL CO.,LTD.	
4	LEAD WIRE	TPC 0.6Φ TPCS 0.6Φ COPPER-WIRE	SAMATRON CO.,LTD IL-KWANG ELECTRONIC MATERIALS CO.,LTD. YEHUA ELECTRON MATERIAL LIMITED CO.,LTD.	
5	EPOXY	6020H	GUANGZHOU WELLS CHEMICAL CO.,LTD.	
-	SOLDER BAR	HSE-09 SN 100 SNCU 0.7	HEESUNG MATERIAL LTD. JIAMENG CO.,LTD. JINTAE CO.,LTD.	
-	FLUX	F181 SF-A-2	ZHUHAI FRIEND INDUSTRIAL CO.,LTD. SOLUX CO.,LTD.	
-	INK	270BK	DOMINO KOREA CO.,LTD.	

9. TABLE OF STANDARD CHARACTERISTICS OF MATERIALS

PROPEY UNIT MATERIAL	$\mu_{ic}$ ±25%	Bms GAUSS	WORKING Frequency(MHZ)	Tc °C	$\rho$ Ω-cm	d g/cm <sup>3</sup>	TANσ/μi 10 <sup>-6</sup> (MHZ)	αμr 10 <sup>-6</sup>
SGB	300	3300	0.1~2.0	150	10 <sup>7</sup>	4.7 ~ 4.9	80(2) 15(0.1)	25

NO	REVISION	DATE	CHECK	DRAWN	CHECKED	APPROVED
1						
2						
3						
4						

CUSTOMER :

<b>SPECIFICATION</b>		SHEET NO.	7 OF 10
		DATA	2008. 07. 23.
PART NAME	RADIAL INDUCTOR	MODEL NAME	
PART NO.	DR4A-470uH-T.B	DESCRIPTION	DR 8 x 11mm

10. REMARK-1 / DONG YANG [UL CARD]

Magnet Wire - Component

See General Information for Magnet Wire - Component

**DONG YANG ELECTRONICS IND CO LTD**

E102761

5-20 BANGYE-RI

MUNMAK-EUB

WONJU-SHI, KANGWON-DO 220-800 REPUBLIC OF KOREA

Mtl Dsg	Coat Typ		ANSI Type	TI
	BC	OC		
AI-EIW	Polyester-	Polyamide-	MW35	200
	imide	imide		
DSB-EIA	Ester-imide	Polyamide	MW76	180
DSB-EIA(S)	Solderable	Polyamide	MW78	180
	ester-imide			
EIW	Polyester-		MW30	180
	imide			
NY-EIW	Polyester-	Polyamide	MW76	180
	amide-imide			
NY-PEW	Polyester	Polyamide	MW24	155
NY-PEW(F)	Polyester	Polyamide	MW24	155
NY-UEW	Polyurethane	Polyamide	MW80,	155,
			MW28#	130
UEW(F)	Polyurethane	—	MW79,	155,

NO	REVISION	DATE	CHECK	DRAWN	CHECKED	APPROVED
1						
2						
3						
4						



CUSTOMER :

<b>SPECIFICATION</b>		SHEET NO.	8 OF 10
		DATA	2008. 07. 23.
PART NAME	RADIAL INDUCTOR	MODEL NAME	
PART NO.	DR4A-470uH-T.B	DESCRIPTION	DR 8 x 11mm

10. REMARK-2 / CHUN HUI [UL CARD]

Magnet Wire - Component

See General Information for Magnet Wire - Component

**GUANGZHOU CHUNHUI ELECTRICAL APPLIANCES CO LTD** E198440  
 BLK 7, 8TH FL, ROOM H  
 JIANADA GARDEN  
 ZHONGSHAN DA DAO  
 GUANGZHOU, GUANGDONG 510665 CHINA

Mtl Dsg	Mark Dsg	Coat Type		ANSI Type	Temp Class
		BC	OC		
XUEW-UL@	(1)	Polyurethane	?/TD>	MW75	130

(1)-Marked designations are the same as the material designations.

NO	REVISION	DATE	CHECK	DRAWN	CHECKED	APPROVED
1						
2						
3						
4						

CUSTOMER :

<b>SPECIFICATION</b>		SHEET NO.	9 OF 10
		DATA	2008. 07. 23.
PART NAME	RADIAL INDUCTOR	MODEL NAME	
PART NO.	DR4A-470uH-T.B	DESCRIPTION	DR 8 x 11mm

10. REMARK-3 / RONSEN [UL CARD]

Magnet Wire - Component					
See General Information for Magnet Wire - Component					
<b>GUANGDONG RONSEN SUPER</b> MICRO-WIRE CO LTD SANZAO TECHNOLOGICAL INDUSTRY PARK AIRPORT WEST RD ZHUHAI, GUANGDONG 519000 CHINA				E164502	
Mtl Dsg	Mark Dsg	Coat Typ		ANSI Type	Temp Class
		BC	OC		
EIW	PEW	Modified Polyester	—	MW74-C	200
				MW30-C	180#
UEW/130	PUB	Polyurethane	—	MW75-C	130#
UEW/155	PUF	Polyurethane	—	MW79-C	155
UEW-Y	PUY	Polyurethane	Polyamide	MW80-C	155
				MW28-C	130#
S-EIW	PSE	Polyester-imide	—	MW77-C	180
UEW/180	PUH	Polyurethane	—	MW82-C	180
X UEW/180 (QA/180)		Polyurethane	—	MW82C	180
X UEW/155 (QA/155)		Polyurethane	—	MW79C#	155
X UEW/130 (QA/130)		Polyurethane	—	MW75C#	130
X UEW/200 (QA/200)		Polyurethane	—	@	200
X UEW/180-U (QA/180-U)		Polyurethane	—	MW82C#	180

NO	REVISION	DATE	CHECK	DRAWN	CHECKED	APPROVED
1						
2						
3						
4						

CUSTOMER :

<b>SPECIFICATION</b>		SHEET NO.	10 OF 10
		DATA	2008. 07. 23.
PART NAME	RADIAL INDUCTOR	MODEL NAME	
PART NO.	DR4A-470uH-T.B	DESCRIPTION	DR 8 x 11mm

11. INSPECTION DATA

NO	INDUCTANCE	DC RESISTANCE	내전압	절연저항
SPEC	470uH±10%	0.65Ω MAX	AC 1KV 1분 MIN	DC 500V 100MΩMIN
1	464.83	0.46	OK	OK
2	469.79	0.46	OK	OK
3	470.54	0.47	OK	OK
4	472.56	0.49	OK	OK
5	470.44	0.47	OK	OK
6	473.56	0.47	OK	OK
7	472.84	0.47	OK	OK
8	471.54	0.47	OK	OK
9	470.24	0.47	OK	OK
10	470.89	0.47	OK	OK
$\bar{X}$	470.723	0.47		
MIN	464.83	0.46		
MAX	472.84	0.49		

NO	REVISION	DATE	CHECK	DRAWN	CHECKED	APPROVED
1						
2						
3						
4						