

CUSTOMER :

NO : 071019-01

S P E C I F I C A T I O N

APPLICATION FOR APPROVAL OF

ITEM : RADIAL INDUCTOR

DESCRIPTION : DR 6.5x7.5mm

CODE NO : DR2) 8.2mH(BULK & TAPPING)

MODEL NO :

This space is used for customer's approval

DATE : 2008. 6. 13.

DRAWN BY Y. H. JEON	DATE 2008. 6.13.
CHECKED BY	DATE.
APPROVED BY J. G. KIM	DATE 2008. 6. 13.

CUSTOMER :

SPECIFICATION		SHEET NO.	1 OF 8
		D A T E	2008. 6. 13.
PART NAME	RADIAL INDUCTOR	MODEL NAME	
PART NO.	DR2-8.2mH-T.B	DESCRIPTION	DR 6.5 x 7.5mm

1. GENERAL SPECIFICATION

1) SCOPE

This specification applies to part number 8.2mH **RADIAL INDUCTOR(or PEAKING COIL)** for use in electronic appliances which is supplied for

2. MECHANICAL CHARACTERISTIC

PEAKING COIL shall conform in size, dimension, and other mechanical properties, to the part drawing attached here to.

1) Marking : **PEAKING COIL** shall be permanently and legibly marked with the part number on the specification position.

2) Terminal strength : Terminal shall withstand for 30 seconds without breakdown on losing when a static load of 2 Kg is applied in the drawing direction to the terminal at the point where the external load.

3. ENVIRONMENTAL & LIFE CHARACTERISTIC



1) Temperature rise : Temperature rise of the each winding and core shall be less than ambient + 65°C , when the **PEAKING COIL** continuously operated at full load(test load) until constant temperature is attained.

2) Heat-resistance : Immediately after **PEAKING COIL** being placed in room for 96 Hours maintained AT 105°C ± 2°C ambient temperature, the **PEAKING COIL** shall conform with the above part paragraph (4) and also insulation resistance shall be more than 100 MΩ.

3) Moisture resistance : Immediately after **PEAKING COIL** being placed in room for 120 Hours in such humidity chamber this is maintained at 90 - 95% relative humidity and 55°C ± 2°C temperature and wipped a drop of water, **PEAKING COIL** shall conform with the above paragraph(4) and also insulation shall be the 10 MΩ.

4) Safety consideration : **PEAKING COIL** shall meet all the requirements subject to IEC-950 standards for safety of information technology equipment including electrical business equipment.

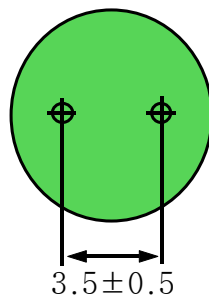
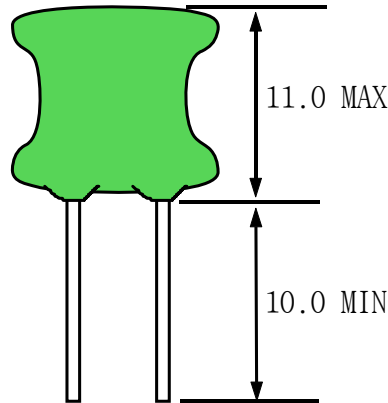
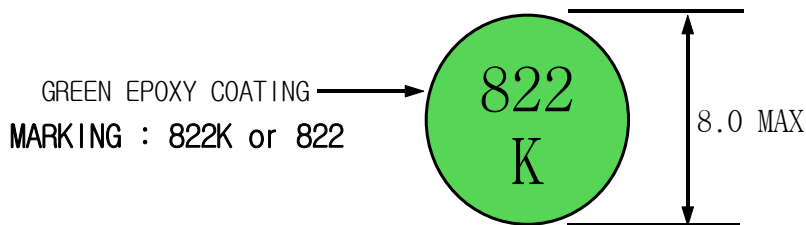
5) Solderability : Dip pads in RMA flux, 96.5/0.5/3 solder (Sn/Cu/Ag)at 260°C for 5±2 seconds

NO	REVISION	DATE	CHECK	DRAWN	CHECKED	APPROVED
1						
2						
3						
4						

CUSTOMER :

SPECIFICATION		SHEET NO.	2 OF 8
		D A T E	2008. 6. 13.
PART NAME	RADIAL INDUCTOR	MODEL NAME	
PART NO.	DR2-8.2mH-T.B	DESCRIPTION	DR 6.5 x 7.5mm

4. APPEARANCE & DIMENSION (UNIT:m/m)



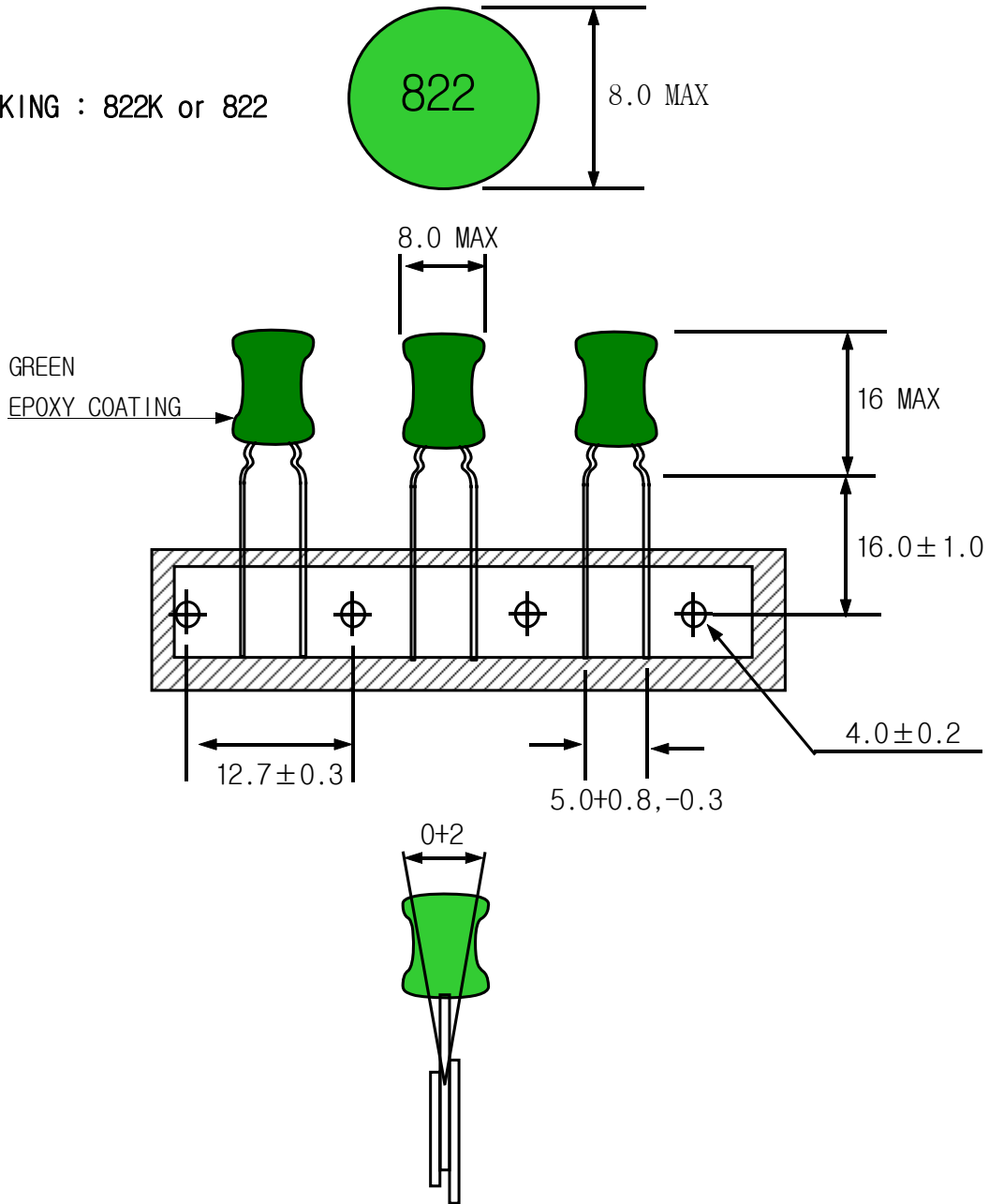
NO	REVISION	DATE	CHECK	DRAWN	CHECKED	APPROVED
1						
2						
3						
4						

CUSTOMER :

SPECIFICATION		SHEET NO.	3 OF 8
		D A T E	2008. 6. 13.
PART NAME	RADIAL INDUCTOR	MODEL NAME	
PART NO.	DR2-8.2mH-T.B	DESCRIPTION	DR 6.5 x 7.5mm

4-2. APPEARANCE & DIMENSION (UNIT:m/m)

MARKING : 822K or 822



NO	REVISION	DATE	CHECK	DRAWN	CHECKED	APPROVED
1						
2						
3						
4						

CUSTOMER :



SPECIFICATION		SHEET NO.	4 OF 8
		D A T E	2008. 6. 13.
PART NAME	RADIAL INDUCTOR	MODEL NAME	
PART NO.	DR2-8.2mH-T.B	DESCRIPTION	DR 6.5 x 7.5mm

5. WINDING SPEC

START & FINISH	TYPE OF WIRE	T U R N S	WINDING METHODE
	2UEW 0.08Ø	<u>507.5</u> Ts REF	SOLENOID WINDING [C . C . W]

6. ELECTRICAL CHARACTERISTIC

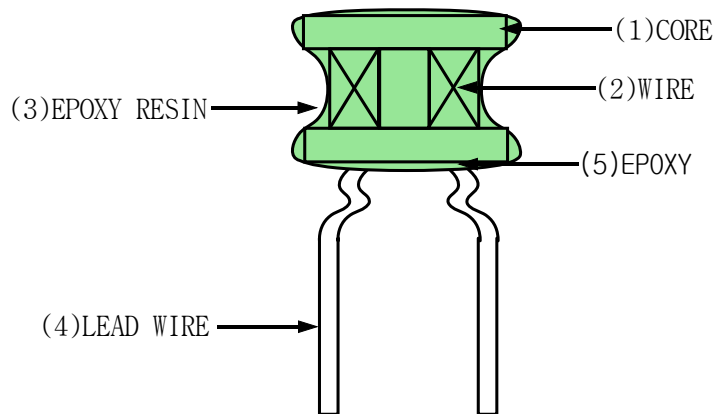
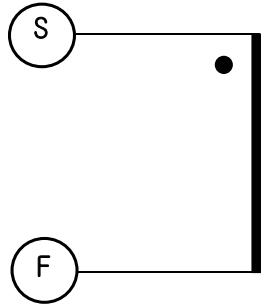
NO	I T E M	MESURE	SPECIFICATION	REMARKS
1	INDUCTANCE	START & FINISH	<u>8.2</u> [mH] ± 10%	HIOKI3522 LCR METER at 1V 100kHz
3	DC RESISTANCE	START & FINISH	<u>25.0</u> [Ω] MAX	WHEATSTONE BRIDGE TYPE 2755
4	DIELECTRIC WITHSTANDING TEST	COIL & CORE	AC <u>1</u> [KV] , FREQUANCY <u>60</u> [Hz] , <u>1</u> MINUTES, CUT OFF CURENT <u>2</u> [mA]	NO BREAKDOWN
5	INSULATION RESISTANCE	COIL & CORE	DC <u>500</u> [V] , <u>100</u> [MΩ] MIN	DM-500AD

NO	REVISION	DATE	CHECK	DRAWN	CHECKED	APPROVED
1						
2						
3						
4						

CUSTOMER :

<h1>SPECIFICATION</h1>		SHEET NO.	5 OF 8
		D A T E	2008. 6. 13.
PART NAME	RADIAL INDUCTOR	MODEL NAME	
PART NO.	DR2-8.2mH-T.B	DESCRIPTION	DR 6.5 x 7.5mm

7. SCHEMATIC DIAGRAM



NO	REVISION	DATE	CHECK	DRAWN	CHECKED	APPROVED
1						
2						
3						
4						

CUSTOMER :



SPECIFICATION		SHEET NO.	6 OF 8
		D A T E	2008. 6. 13.
PART NAME	RADIAL INDUCTOR	MODEL NAME	
PART NO.	DR2-8.2mH-T.B	DESCRIPTION	DR 6.5 x 7.5mm

8. MATERIAL LIST

NO	I T E M	MATERIAL & DIMENSION	MANUFACTURE	REMARK
1	C O R E	S6,SD6,J6 DR 6.5x7.5mm	JAW SHIANQ CORPORATION CO.,LTD. ZHAOYUAN FLYING ELECTRONIC CO.,LTD. JIACI(ZHUHAI)ELECTRONICS CO.,LTD.	
2	W I R E	2UEW 0.08Ø	DONG YANG ELECTRONICS CO., LTD. CHUNHUI ELECTRICAL APPLANCES CO.,LTD.	E102761S E198440
3	EPOXY RESIN	DP-402NH-P 930A.B	DAE JOO FINE CHEMICAL CO., LTD. SAM SIN CHEMICAL CO.,LTD.	
4	LEAD WIRE	TPC 0.6Ø TPCS 0.6Ø COPPER-WIRE	SAMATRON CO.,LTD IL-KWANG ELECTRONIC MATERIALS CO.,LTD. YEHUA ELECTRON MATERIAL LIMITED CO.,LTD.	
5	EPOXY	6020H	GUANGZHOU WELLS CHEMICAL CO.,LTD.	
-	SOLDER BAR	HSE-09 Sn100	HEESUNG MATERIAL LTD. JIAMENG CO.,LTD.	
-	FLUX	F181 SF-A-2	ZHUHAI FRIEND INDUSTRIAL CO.,LTD. SOLUX CO.,LTD.	
-	INK	270BK	DOMINO KOREA CO.,LTD.	

9. TABLE OF STANDARD CHARACTERISTICS OF MATERIALS

PROPERTY UNIT MATERIAL	μiac $\pm 25\%$	WORKING FREQUENCY	Bms	TC	ρ	d	$\alpha\mu r$	TAN $\sigma/\mu i$
		MHZ	GAUSS	°C	$\Omega-cm$	g/cm ³	10 ⁻⁶	10 ⁻⁶ (MHZ)
S6	1000	0.01-0.5	2700	100	10 ⁷	4.7~4.9	4	14(0.01) 40(0.5)

NO	REVISION	DATE	CHECK	DRAWN	CHECKED	APPROVED
1						
2						
3						
4						

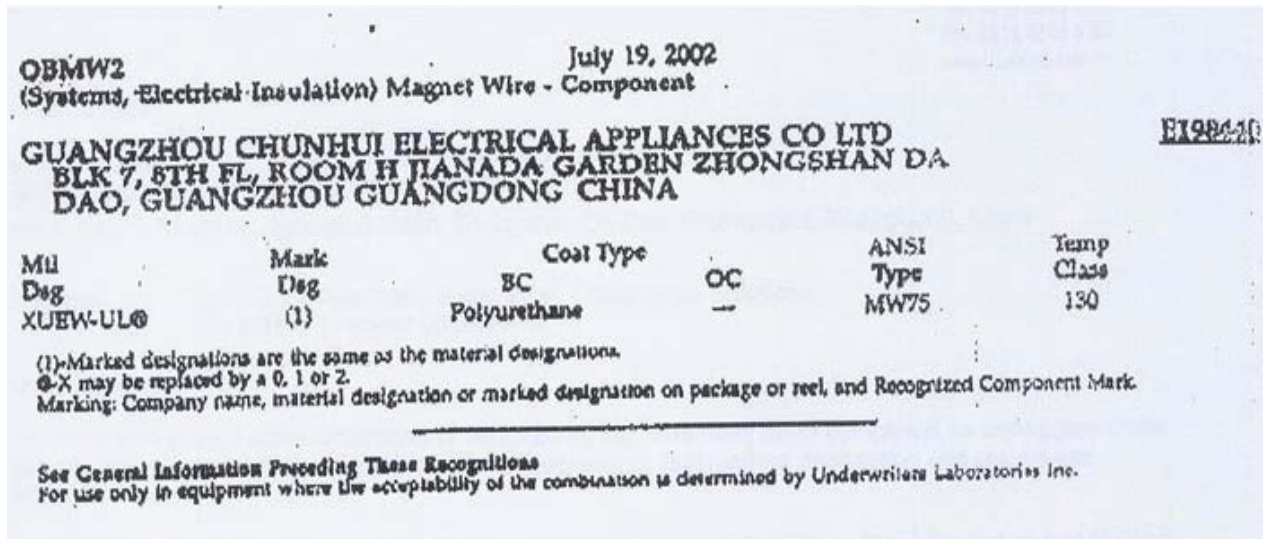
CUSTOMER :

SPECIFICATION		SHEET NO.	7 OF 8
		D A T E	2008. 6. 13.
PART NAME	RADIAL INDUCTOR	MODEL NAME	
PART NO.	DR2-8.2mH-T.B	DESCRIPTION	DR 6.5 x 7.5mm

10. REMARK

DONG YANG ELECTRONICS IND CO LTD				E102761 (S)	
660-1 BANWOL-RI TAIAN-EWB HWASUNG-GUN, KYUNGGI-DO KOREA					
Mtl	Cost typ		ANSI		
Dsg	BC	OC	Type	TI	
AI-EIW	Polyesterimide	Polyamideimide	MW35	200	
EIW	Polyesterimide		MW30	180	
NY-EIW	Polyester- amide-imide	Polyamide	MW96	180	
NY-PEW	Polyester	Polyamide	MW24	155	
NY-PEW(F)	Polyester	Polyamide	MW24	155	
NY-UEW	Polyurethane	Polyamide	MW23	130	
UEW	Polyurethane	-	MW75	130	

Marking: Company name or "E102761" and material designation or marked designation on package or reel, and recognized Component Mark.





NO	REVISION	DATE	CHECK	DRAWN	CHECKED	APPROVED
1						
2						
3						
4						

CUSTOMER :

SPECIFICATION		SHEET NO.	8 OF 8
		D A T E	2008. 6. 13.
PART NAME	RADIAL INDUCTOR	MODEL NAME	
PART NO.	DR2-8.2mH-T.B	DESCRIPTION	DR 6.5 x 7.5mm

11. INSPECTION DATA

NO	INDUCTANCE	DCR	내전압	절연저항
SPEC	8.2mH ± 10%	25.0Ω MAX	AC 1.0KV 1분 MIN	DC 500V 100MΩ MIN
1	8.13	21.7	OK	OK
2	8.29	22	OK	OK
3	8.21	22.2	OK	OK
4	8.28	22	OK	OK
5	8.29	22.3	OK	OK
6	8.16	22.2	OK	OK
7	8.28	22	OK	OK
8	8.25	22	OK	OK
9	8.22	22.1	OK	OK
10	8.26	22.5	OK	OK
\bar{X}	8.237	22.1		
MIN	8.13	21.7		
MAX	8.29	22.5		

NO	REVISION	DATE	CHECK	DRAWN	CHECKED	APPROVED
1						
2						
3						
4						