


승 인	
정식승인	( )
한도승인	( )

# SPECIFICATIONS

CUSTOMER	
ITEM	Radial Inductor
MODEL NAME	DR2-152K-B & T
PART No	DR2)1.5mH(152K)
DATE	2018-02-27

검 토	심 사	승 인
승인유효기간	승인일로부터      년	

신청회사명		TEL	02-2689-9418
		FAX	02-2689-8628
주 소	Na-350b, CHUNG ANG CIRCULATION COMPLEX 15 GYUNGINRO 53-GIL GURO-GU SEOUL 08217 ,KOREA		

CUSTOMER :

# SPECIFICATION

SHEET NO.

1 OF 10

DATE

2018-02-27

PART NAME

Radial Inductor

MODEL NAME

DR2-152K-B & T

PART NO.

DR2)1.5mH(152K)

DESCRIPTION

DR 6.5X7.5mm

## 1. GENERAL SPECIFICATION

### 1) SCOPE

This specification applies to part number 1.5mH PEAKING COIL for use in electronic appliances which is supplied for (주)비엔테크

## 2. MECHANICAL CHARACTERISTIC

PEAKING COIL shall conform in size, dimension, and other mechanical properties, to the part drawing attached here to.

### 1) Marking

PEAKING COIL shall be permanently and legibly marked with the part number on the specification position.

### 2) Terminal strength

Terminal shall withstand for 30 seconds without breakdown on losing when a static load of 2 Kg is applied in the drawing direction to the terminal at the point where the external load.

## 3. ENVIRONMENTAL & LIFECHARACTERISTIC

### 1) Temperature rise

Temperature rise of the each winding and core shall be less than ambient + 65°C , when the PEAKING COIL continuously operated at full load(test load) until constant temperature is attained.

### 2) Heat-resistance

Immediately after PEAKING COIL being placed in room for 96 Hours maintained AT 105°C ± 2°C ambient temperature, the PEAKING COIL shall conform with the above part paragraph (4) and also insulation resistance shall be more than 100 MΩ.

### 3) Moisture resistance




Immediately after PEAKING COIL being placed in room for 120 Hours in such humidity chamber this is maintained at 90 - 95% relative humidity and 55°C ± 2°C temperature and wiped a drop of water, PEAKING COIL shall conform with the above paragraph(4) and also insulation shall be the 10 MΩ.

### 4) Safety consideration

PEAKING COIL shall meet all the requirements subject to IEC-950 standards for safety of information technology equipment including electrical business equipment.

### 5) Solderability

Dip pads in RMA flux, 96.5/0.5/3 solder (Sn/Cu/Ag)at 260°C for 5±2 seconds

NO	REVISION	DATE	CHECK	DRAWN	CHECKED	APPROVED
1						
2						
3						
4						

CUSTOMER :

# SPECIFICATION

SHEET NO.

2

OF

10

DATE

2018-02-27

PART NAME

Radial Inductor

MODEL NAME

DR2-152K-B & T

PART NO.

DR2)1.5mH(152K)

DESCRIPTION

DR 6.5X7.5mm

## 4. APPEARANCE & DIMENSION (UNIT:m/m)

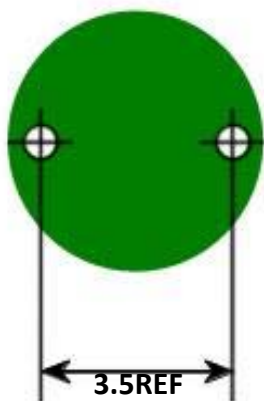

<Bulk type>

EPOXY COLOR

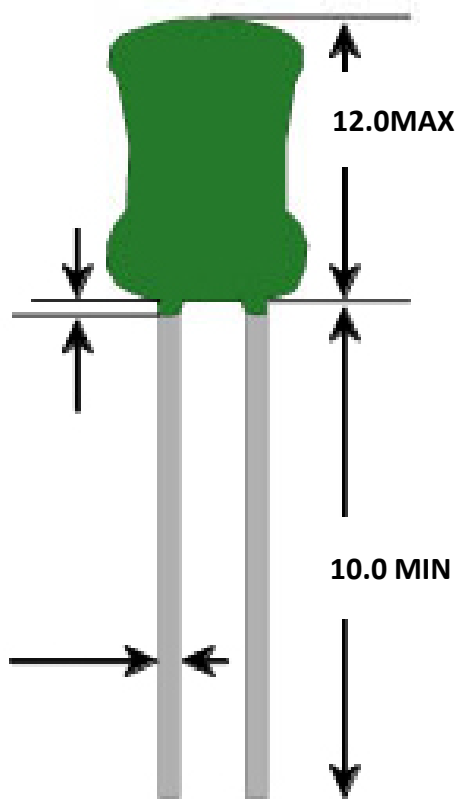
GREEN

MARKING : 4R7 or 4R7K

<TOP VIEW>



1.5 MAX



NO

REVISION

DATE

CHECK

DRAWN

CHECKED

APPROVED

1

2

3

4

CUSTOMER :

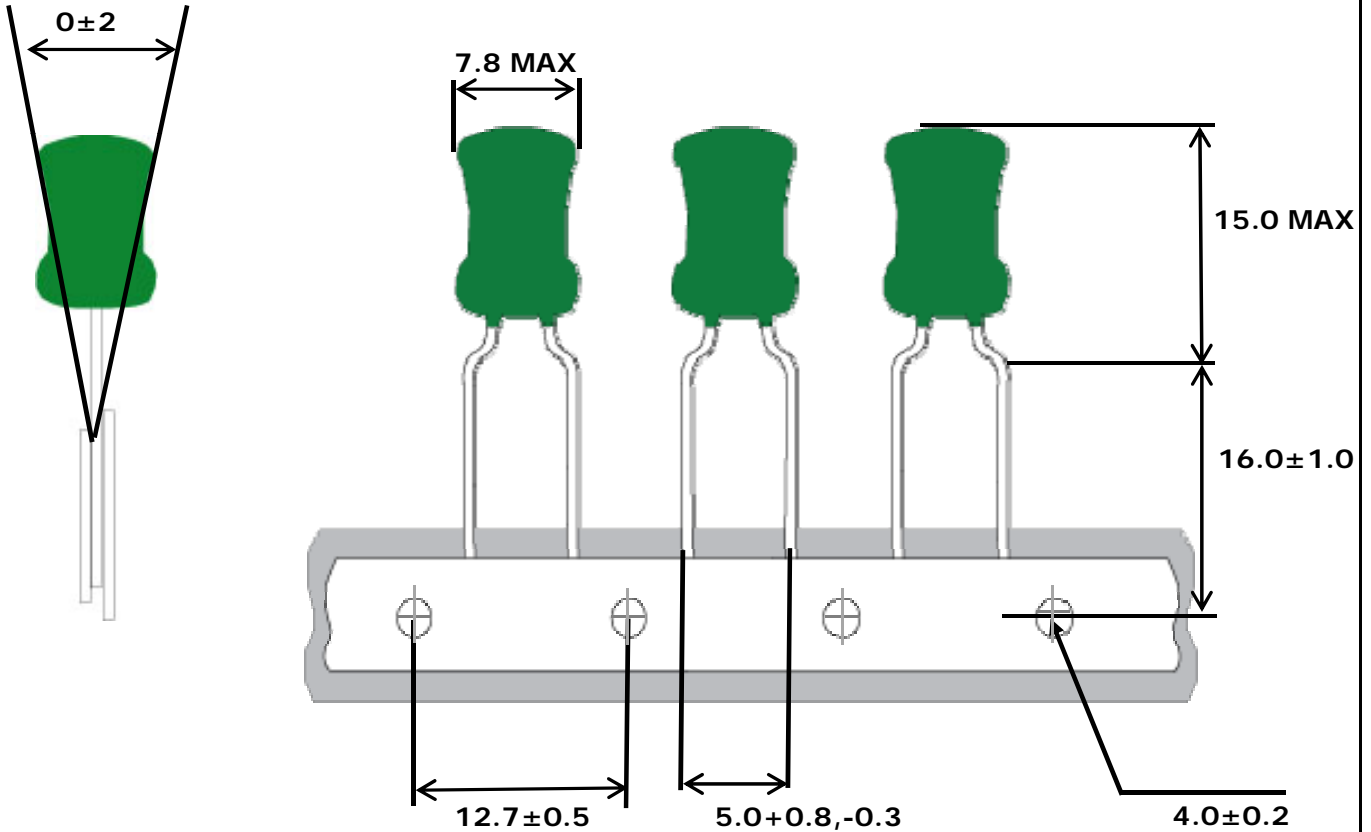
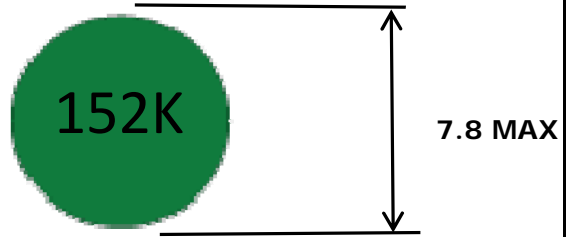
<b>SPECIFICATION</b>		SHEET NO.	3	OF	10
		DATE	2018-02-27		
PART NAME	Radial Inductor	MODEL NAME	DR2-152K-B & T		
PART NO.	DR2)1.5mH(152K)	DESCRIPTION	DR 6.5X7.5mm		

**4. APPEARANCE & DIMENSION (UNIT:m/m)**

<Taping type>
EPOXY COLOR
GREEN

MARKING : 4R7 or 4R7K

<TOP VIEW>



NO	REVISION	DATE	CHECK	DRAWN	CHECKED	APPROVED
1						
2						
3						
4						

CUSTOMER :

# SPECIFICATION

SHEET NO.

4 OF 10

DATE

2018-02-27

PART NAME

Radial Inductor

MODEL NAME

DR2-152K-B & T

PART NO.

DR2)1.5mH(152K)

DESCRIPTION




DR 6.5X7.5mm

## 5. WINDING SPEC

	TYPE OF WIRE	TURNS	WINDING METHODE
START & FINISH	2UEW 0.14Φ	221.5 Ts REF	SOLENOID WINDING [C . C . W]

## 6. ELECTRICAL CHARACTERISTIC

NO	ITEM	MESURE	SPECIFICATION	REMARKS
1	INDUCTANCE	START & FINISH	1.5[mH] ± 10%	HIOKI3522 LCR METER at 1kHz 1V
2	DC RESISTANCE	START & FINISH	5.0[Ω] MAX	WHEATSTONE BRIDGE TYPE 2755
3	DIELECTRIC WITHSTANDING TEST	COIL & CORE	AC 1 [KV] , FREQUANCY 60 [Hz] , 1 MINUTES, CUT OFF CURENT 2 [mA]	KIKUSUI TOS5302
4	INSULATION RESISTANCE	COIL & CORE	DC 500 [V] , 100 [MΩ] MIN	KIKUSUI TOS5302

NO	REVISION	DATE	CHECK	DRAWN	CHECKED	APPROVED
1						
2						
3						
4						

NAMSUN ELECTRONICS CO.,LTD.

CUSTOMER :

# SPECIFICATION

SHEET NO.

5 OF 10

DATE

2018-02-27

PART NAME

Radial Inductor

MODEL NAME

DR2-152K-B & T

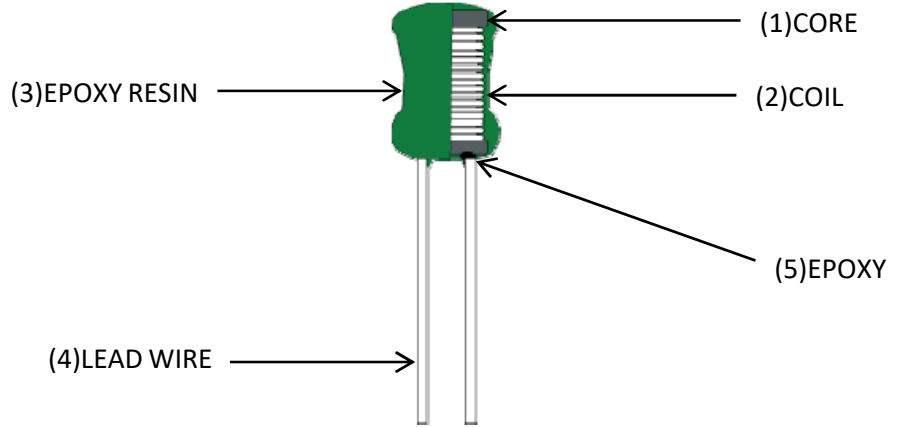
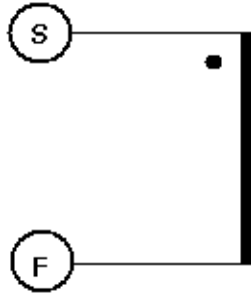
PART NO.

DR2)1.5mH(152K)

DESCRIPTION

DR 6.5X7.5mm

## 7. SCHEMATIC DIAGRAM



## 8. MATERIAL LIST

NO	ITEM	MATERIAL & DIMENSION	MANUFACTURE	REMARK
1	CORE	JA3 DR 6.5X7.5mm	JIACI(ZHUHAI)ELECTRONICS CO.,LTD.	EQV
2	WIRE	2UEW 0.14Φ	CNI CABLE CO., LTD. CHUNYI ELECTRICAL APPLANCES CO.,LTD.	E210918 E198440 EQV
3	EPOXY RESIN	EPI-CHEM 930HF	SAMSIN CHEMICAL CO.,LTD.	E232031 EQV
4	LEAD WIRE	TPC 0.6Φ	KISTRON CO.,LTD YEHUA CO.,LTD	EQV
5	EPOXY	EPI CHEM-2001HS FK661	SAMSIN CHEMICAL CO.,LTD. QIFU ELECTRONIC MATERIALS FACTORY	EQV
-	SOLDER BAR	HSE-09 SC00	HEESUNG MATERIAL LTD. HANHUA TIN CO.,LTD.	EQV
-	FLUX	F181	ZHUHAI FRIEND INDUSTRIAL CO.,LTD.	EQV
-	INK	299BK HC-6519	DOMINO KOREA CO.,LTD. CANTON XING CHUANG CODING EQUIPMENT CO.,LTD.	EQV

## 9. TABLE OF STANDARD CHARACTERISTICS OF MATERIALS

PROPEY UNIT	μiac	Bms	Br	WORKING	Tc
MATERIAL	±25%	GAUSS	GAUSS	Frequency(MHZ)	℃
JA3	300	2400	1300	0.1~2.0	150

NO	REVISION	DATE	CHECK	DRAWN	CHECKED	APPROVED
1						
2						
3						
4						


NAMSUN ELECTRONICS CO.,LTD.

CUSTOMER :

<b>SPECIFICATION</b>		SHEET NO.	6 OF 10
		DATE	2018-02-27
PART NAME	Radial Inductor	MODEL NAME	DR2-152K-B & T
PART NO.	DR2)1.5mH(152K)	DESCRIPTION	DR 6.5X7.5mm

**10. REMARK-2 / DONG YANG [UL CARD]**

OBMW2.E210918 - Magnet Wire - Component 페이지 1 / 2

 **ONLINE CERTIFICATIONS DIRECTORY**

**OBMW2.E210918  
Magnet Wire - Component**

Page Bottom

**Magnet Wire - Component**

See General Information for Magnet Wire - Component




**CNICABLE CO LTD** E210918  
 312-16 DEUKSAN-DONG  
 ASAN-SI, CHUNGCHONGNAM-DO 336-120 REPUBLIC OF KOREA

Mtl Dsg	Mark Dsg	Coat Type		ANSI Type	Temp Class
		BC	OC		
DSUEW-100	(1)	Polyurethane	—	MW75C	130#
UEW	(1)	Polyurethane	None	MW79	155
				MW75	130#
PEW	(1)	Polyester	None	MW30	180
				MW5	155#
AAI-EIW	(1)	Polyesterimide	Polyamide-imide	—	200
AI-EIW(R)	(1)	Polyesterimide	Polyamide-imide	@	220
AI-EIW(SL)	(1)	Polyesterimide	Polyamide-imide	@	220
			(self-lubricating)		
AIW	(1)	Polyesterimide	Polyamide-imide	—	200
AL-UEW	(1)	Polyurethane	—	—	155
EIW	(1)	Polyesterimide	—	—	200
HSRW	(1)	Polyesterimide	Polyamide-imide	MW73C,MW35C	200
MW35	(1)	Polyesterimide	Polyamide-imide	MW73C,MW35C	200
MW35A	(1)	Polyesterimide	Polyamide-imide	MW35A	220
NPW	(1)	Polyester	Polyamide	MW76	180
				MW24	155
PEW	(1)	Polyester	—	MW5	155
UEW	(1)	Polyurethane	—	MW79	155
NUW	(1)	Polyurethane	Polyamide	MW83,	180
				MW80	155

Mtl Dsg	Coat Type			ANSI Type	Temp Class
	BC	OC	Bond		
SB-EIW	Polyester-imide	—	Polyamide	@	200
AI-EIW(1)	Esterimide	Filled	Amide-imide	@	200
			amide-imide		

<http://database.ul.com/cgi-bin/XYV/template/LISEXT/1FRAME/showp...> 2006-11-21

NO	REVISION	DATE	CHECK	DRAWN	CHECKED	APPROVED
1						
2						
3						
4						

CUSTOMER :

<h1>SPECIFICATION</h1>		SHEET NO.	7 OF 10
		DATE	2018-02-27
PART NAME	Radial Inductor	MODEL NAME	DR2-152K-B & T
PART NO.	DR2)1.5mH(152K)	DESCRIPTION	DR 6.5X7.5mm

10. REMARK-3 / CHUNYI [UL CARD]

OBMW2.E198440 - Magnet Wire - Component 페이지 1 / 2

**ONLINE CERTIFICATIONS DIRECTORY**

**OBMW2.E198440  
Magnet Wire - Component**

[Page Bottom](#)

---

**Magnet Wire - Component**

[See General Information for Magnet Wire - Component](#)

**GUANGZHOU CHUNYI ELECTRIC ENTERPRISE LTD** E198440  
 RM 348 FULI YINGFENG MANSION  
 NO 2 HUAQIANG RD ZHUJIANG XINCHENG  
 TIANHE DISTRICT  
 GUANGZHOU, GUANGDONG 528222 CHINA

Mtl Dsg	Coating Type		ANSI Type	TI
	BC	TC		
JEC-XPEW(QZ)	Polyester	—	—	155#
JEC-XUEW(QA)	Polyurethane	—	—	130#
JEC-X(EIW-AL/200) Q(ZY/XY)/200	Polyester-imide	Polyamide-imide	MW35C, MW73C	200
JEC-XUEW/155(QA/155)	Polyurethane	—	MW79C	155
*UEW or QA-*	Polyurethane	—	MW82-C	180
	Polyurethane	—	MW79-C@	155
	Polyurethane	—	MW75-C@	130
*UEW(AL) or QA(L)-*	Polyurethane	—	—	180
	Polyurethane	—	@	155
	Polyurethane	—	@	130
*UEW/NY or QA/NY-*	Polyurethane	Polyamide	MW83-C	180
	Polyurethane	Polyamide	MW80-C@	155
	Polyurethane	Polyamide	MW28-C@	130
	Polyurethane	Polyamide	—	180
	Polyurethane	Polyamide	MW80-A@	155
*UEW/NY(AL) or QA/NY(L)-*	Polyurethane	Polyamide	MW28-A@	130
	Polyester-imide	—	MW74-C	200
*EIW or QZY-*	Polyester-imide	—	MW30-C@	180
*PEW or QZ-*	Polyester-imide	—	MW5-C	155
QZ-*	Polyester-imide	—	@	130
*EIW(AL) or QZY(L)-*	Polyester-imide	—	MW74-A	200
	Polyester-imide	—	@	180
*PEW (AL)or QZ(L)-*	Polyester-imide	—	@	155
QZ(L)-*	Polyester-imide	—	@	130
*PEW/NY or QZ/NY-*	Polyester	Polyamide	MW76-C	180
	Polyester	Polyamide	MW24-C@	155
	Polyester	Polyamide	@	130
*PEW/NY(AL)or QZ/NY(L)-*	Polyester	Polyamide	MW76-A	180
	Polyester	Polyamide	MW24-A@	155

<http://database.ul.com/cgi-bin/XYV/template/LISEXT/1FRAME/showpage.html?name=OBMW2.E19...> 2011-05-07

NO	REVISION	DATE	CHECK	DRAWN	CHECKED	APPROVED
1						
2						
3						
4						



CUSTOMER :

<h1>SPECIFICATION</h1>		SHEET NO.	8 OF 10
		DATE	2018-02-27
PART NAME	Radial Inductor	MODEL NAME	DR2-152K-B & T
PART NO.	DR2)1.5mH(152K)	DESCRIPTION	DR 6.5X7.5mm

10. REMARK-4 / SAMSIN [UL CARD]

UL iQ™ for Plastics

Need more information? [Click Here](#) to go to the iQ™ for Plastics database

Component - Plastics E232031

**SAMSIN CHEMICAL CO LTD**

182 ANNYUNG-RI, TAEAN-EUP, HWASUNG-SHI KYONGGI-DO 445-970 KR

**930A/930B**

Epoxy Casting Compound (EP - Casting), furnished as two liquid components


Color	Min Thk (mm)	Flame Class	HWI	HAI	RTI Elec	RTI Imp	RTI Str
ALL	3.2	V-0	-	-	90	90	90

Comparative Tracking Index (CTI): - Dimensional Stability (%): -

High-Voltage Arc Tracking Rate (HVTR): - High Volt, Low Current Arc Resis (D495): -

Dielectric Strength (kV/mm): - Volume Resistivity (10<sup>12</sup> ohm-cm): -

ANSI/UL 94 small-scale test data does not pertain to building materials, furnishings and related contents. ANSI/UL 94 small-scale test data is intended solely for determining the flammability of plastic materials used in the components and parts of end-product devices and appliances, where the acceptability of the combination is determined by UL.

Report Date: 2002-12-04 

Last Revised: 2006-04-04 Underwriters Laboratories Inc®

**IEC and ISO Test Methods**




Test Name	Test Method	Units	Thickness Tested (mm)	Value
Flammability	IEC 60695-11-10	Class (color)	3.2	V-0 (ALL)
Glow-Wire Flammability (GWFI)	IEC 60695-2-12	C	-	-
Glow-Wire Ignition (GWIT)	IEC 60695-2-13	C	-	-
IEC Comparative Tracking Index	IEC 60112	Volts (Max)	-	-
IEC Ball Pressure	IEC 60695-10-2	C	-	-
ISO Heat Deflection (1.80 MPa)	ISO 75-2	C	-	-
ISO Tensile Strength	ISO 527-2	MPa	-	-
ISO Flexural Strength	ISO 178	MPa	-	-
ISO Tensile Impact	ISO 8256	kJ/m <sup>2</sup>	-	-
ISO Izod Impact	ISO 180	kJ/m <sup>2</sup>	-	-
ISO Charpy Impact	ISO 179-2	kJ/m <sup>2</sup>	-	-

Underwriters Laboratories Inc®

The materials covered in this database are incomplete in certain constructional features or restricted in performance capabilities and are intended for use as components of complete equipment submitted for investigation rather than for direct separate installation in the field. THE FINAL ACCEPTANCE OF THE COMPONENT IS DEPENDENT UPON ITS INSTALLATION AND USE IN COMPLETE PRODUCTS SUBMITTED TO UNDERWRITERS LABORATORIES INC.

[Notice of Disclaimer](#)

<http://data.ul.com/link/plastics.aspx?PR=CAEUONQYDGI8YESSALESLDJOCPHGV5Q> [2011-04-12 오후 3:13:11]

NO	REVISION	DATE	CHECK	DRAWN	CHECKED	APPROVED
1						
2						
3						
4						

**CUSTOMER :**

# SPECIFICATION

SHEET NO. 9 OF 10

DATE 2018-02-27

PART NAME	Radial Inductor	MODEL NAME	DR2-152K-B & T
PART NO.	DR2)1.5mH(152K)	DESCRIPTION	DR 6.5X7.5mm

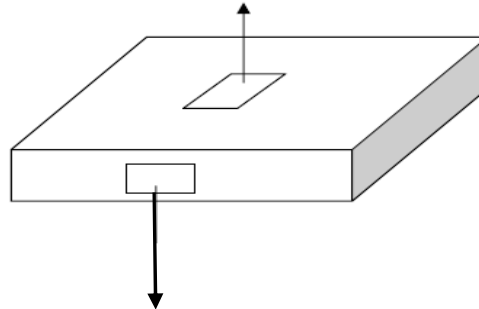
## 11. PACKING SPECIFICATION

ITEM	INNER BOX(PCS)	OUT BOX(PCS)
DR2-152K-T	1,500	7,500

**INNER BOX : 340L\*255W\*50H(PUT 1500EA IN ONE INNER BOX)**

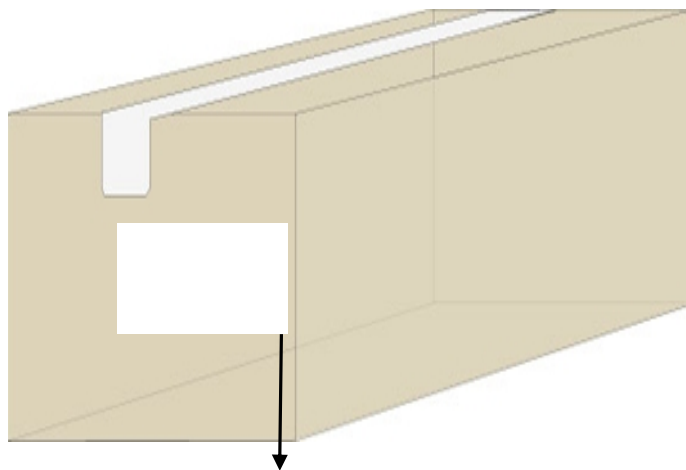


PRODUCTION LABEL



ITEM NO : DR2)1.5mH  
 CODE NO : DR2-152KT  
 Q, TY : 1,500PCS  
 LOT NO : NS-F7091  
 NAMSUN ELECTRONICS CO.,LTD.

**OUT BOX : 360L\*265W\*285H(PUT IN FIVE INNER BOX)**



**LABEL**

NO	REVISION	DATE	CHECK	DRAWN	CHECKED	APPROVED
1						
2						
3						
4						

CUSTOMER :

# SPECIFICATION

SHEET NO.

10

OF

10

DATE

2018-02-27

PART NAME

Radial Inductor

MODEL NAME

DR2-152K-B & T

PART NO.

DR2)1.5mH(152K)




DESCRIPTION

DR 6.5X7.5mm

## 12. INSPECTION DATA

NO	INDUCTANCE	DC RESISTANCE	내전압	절연저항
SPEC	1.5mH ± 10%	5.0[Ω] MAX	AC 1KV 1분 MIN	DC 500V 100MΩMIN
1	1.49	3.7	OK	OK
2	1.55	3.6	OK	OK
3	1.50	3.6	OK	OK
4	1.52	3.6	OK	OK
5	1.51	3.6	OK	OK
6	1.52	3.7	OK	OK
7	1.54	3.6	OK	OK
8	1.50	3.8	OK	OK
9	1.53	3.7	OK	OK
10	1.51	3.7	OK	OK
X	1.517	3.66		
MIN	1.49	3.6		
MAX	1.55	3.8		

REMARK

NO	REVISION	DATE	CHECK	DRAWN	CHECKED	APPROVED
1						
2						
3						
4						